

**DON'T SHARE  
YOUR  
PASSWORDS**

**DON'T SHARE  
YOUR  
IDENTITY**

# **SAFER INTERNET DAY**

**FEBRUARY 11TH**

**TALK YOUR  
PARENTS  
AND  
TEACHERS**

**CONTROL  
YOUR  
SCREEN  
TIME**

**DON'T CLICK ON  
LINKS YOU  
DON'T TRUST.**



# DON'T SHARE YOUR PASSWORDS



KEEP YOUR ONLINE ACCOUNTS SECURE

by



Semiha DÖLEK

Gazi Primary School  
Osmangazi \Bursa TURKIYE



&





# SAFER INTERNET DAY

DO NOT SHARE YOUR PASSWORD WITH ANYONE

## DON'T SHARE YOUR PASSWORD

KEEP YOUR ONLINE ACCOUNTS SECURE



*1- Create strong passwords. Do not include your name, surname or date of birth in your password.*



*2- Do not share your password with anyone.*



*3- Change your password pattern.*



*4- If someone gets your password, they can take over your account.*



*5- Can access private information.*



*6- They can use your account for malicious purposes.*





Hello guys. You know that you should not share your password with anyone for your internet security. I prepared a spot the difference activity for you.

CAN YOU FIND 12 DIFFERENCES BETWEEN 2 PICTURES?





Do you like painting? What about solving puzzles?


I have prepared a coloring page for you here. First do your coloring, then solve the puzzle by scanning the QR code.




By the way, remember not to share your password with anyone to stay safe on the internet.

# DON'T SHARE YOUR PASSWORD











Hey guys, there are exactly twelve words about internet security hidden on this page. Can you help me find these words?

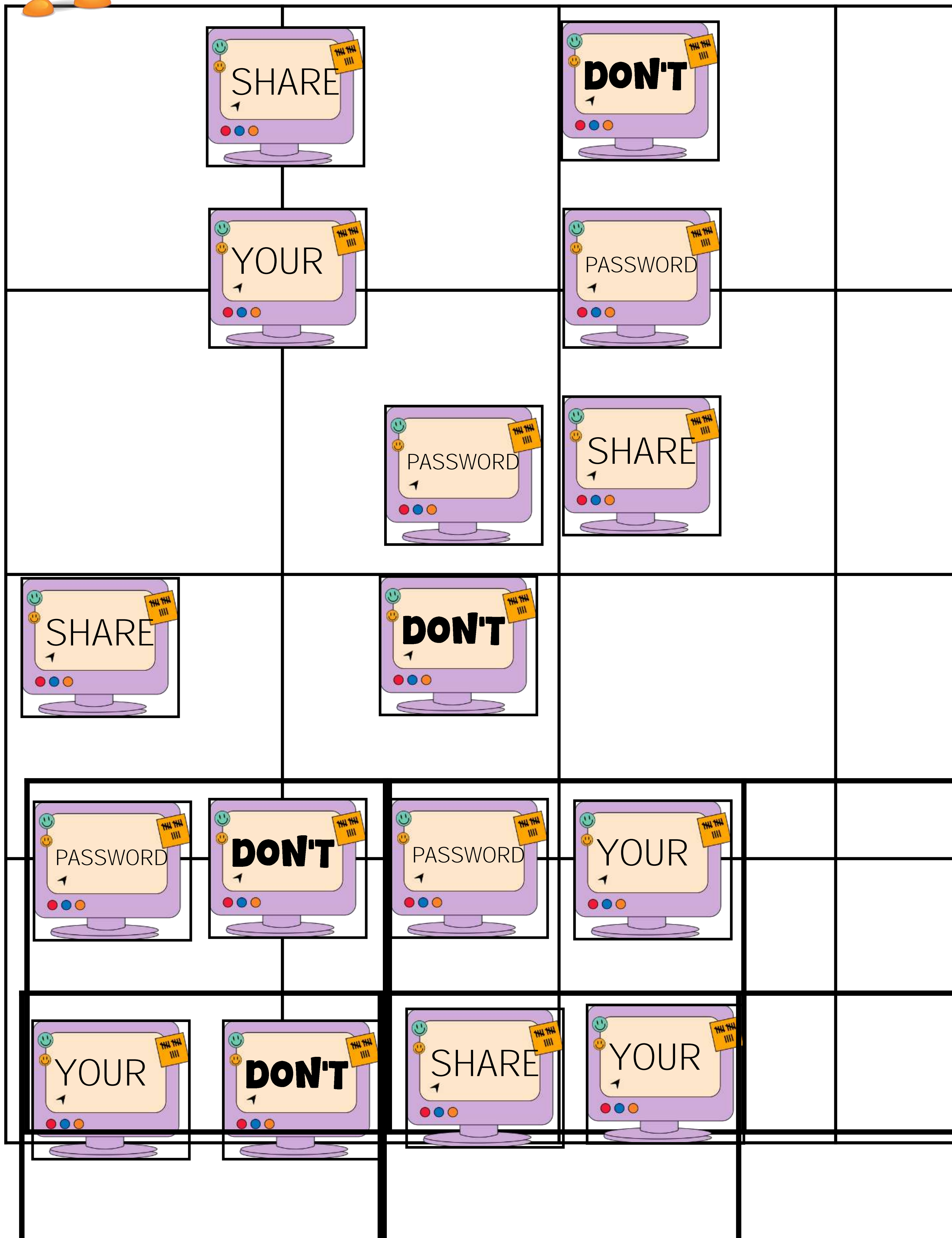
H	Y	Y	V	B	A	S	E	C	U	R	I	T	Y	X	C	S	V	F	Y
L	D	D	P	R	I	V	A	C	Y	Z	F	Q	F	H	A	X	N	L	H
L	V	E	F	M	W	F	L	O	M	G	H	O	E	K	E	D	N	S	E
Y	R	L	Y	Z	U	V	O	L	W	T	S	W	Z	S	B	S	O	C	C
P	F	E	W	Z	X	P	C	I	O	W	Q	P	H	A	O	U	I	E	G
V	P	V	Y	M	F	B	K	Z	N	X	G	G	Y	F	V	Q	W	L	G
F	T	E	R	A	N	Y	O	N	E	I	L	W	Y	E	F	P	R	N	W
I	G	N	P	M	C	S	T	A	Y	S	A	F	E	R	U	A	C	Z	G
T	D	T	B	B	U	A	M	B	Y	Y	M	E	G	I	Y	S	P	M	S
V	E	H	J	Q	L	S	T	V	R	B	J	R	F	N	T	S	L	G	S
P	F	O	E	D	U	G	D	H	X	U	X	U	Y	T	C	W	G	O	T
P	N	F	D	Q	D	O	N	'	T	S	H	A	R	E	B	O	P	R	R
U	D	F	C	S	B	R	N	U	Y	V	D	F	S	R	X	R	V	U	A
G	Y	E	O	H	Q	L	A	Q	N	L	W	K	T	N	X	D	L	G	N
E	Q	B	M	F	G	A	I	C	K	V	M	Z	T	E	N	B	U	R	G
W	F	R	P	Y	A	K	M	R	N	Z	U	R	U	T	Y	D	W	L	E
U	I	U	U	S	P	P	X	J	B	U	I	I	O	D	Y	F	G	O	R
V	E	A	T	D	P	E	R	S	O	N	A	L	A	A	B	J	G	Q	N
R	Z	R	E	P	U	I	M	S	D	I	Y	B	U	Y	G	H	X	Y	L
X	R	Y	R	Y	C	T	O	R	K	L	R	W	R	G	O	Y	H	M	P

- password
- don't share
- computer
- stay safe
- security
- privacy
- safer internet day
- personal
- lock
- stranger
- anyone
- eleventh of february

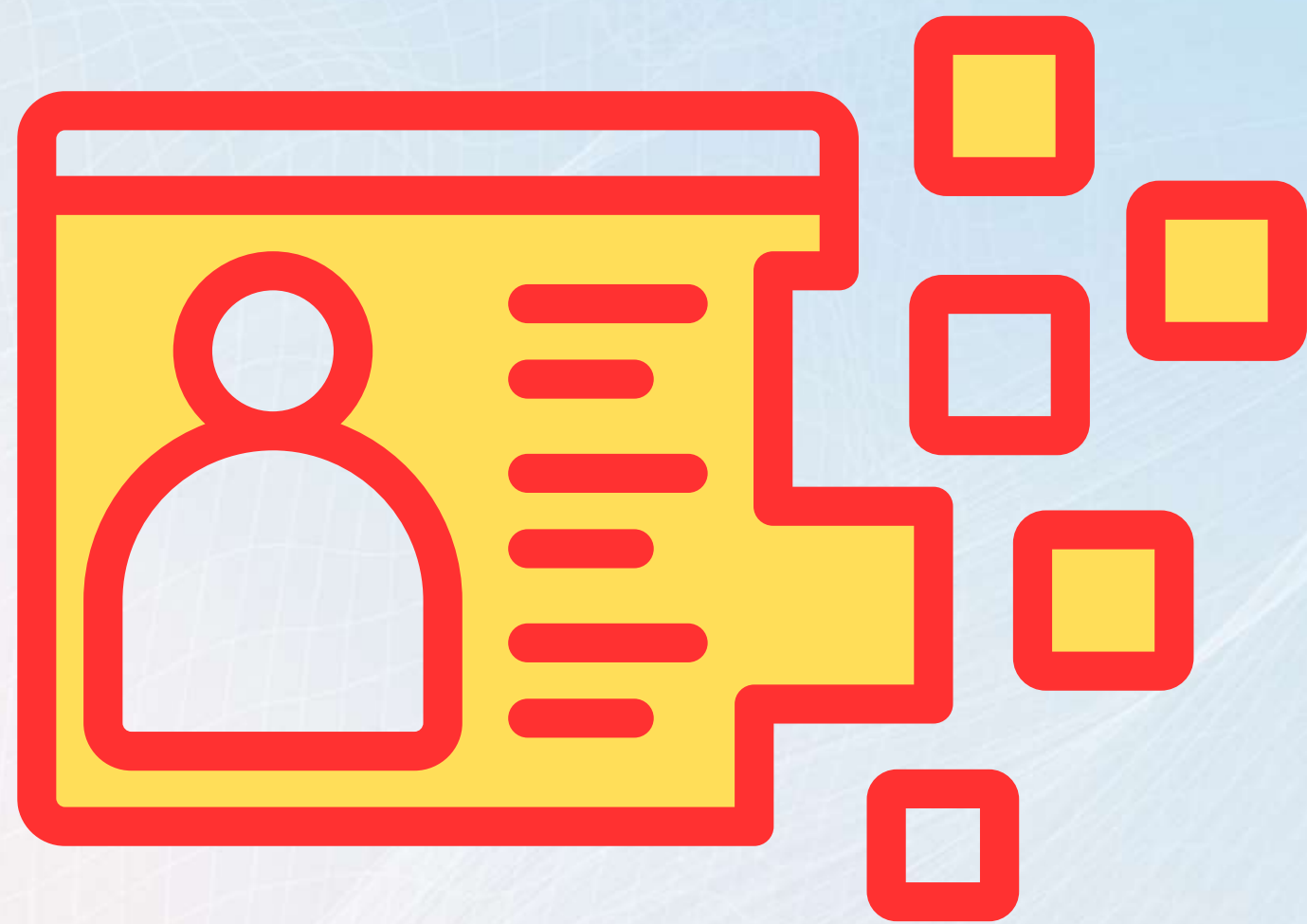







How about finding the missing pieces of  
Sudoku together?  
Did you solve the message of Sudoku?







# Diamadoula- Duygu





# SAFER INTERNET DAY



## Don 't share your identity



WE CREATE A CLASS AGREEMENT  
WITH OUR SECRET-CODE NAME



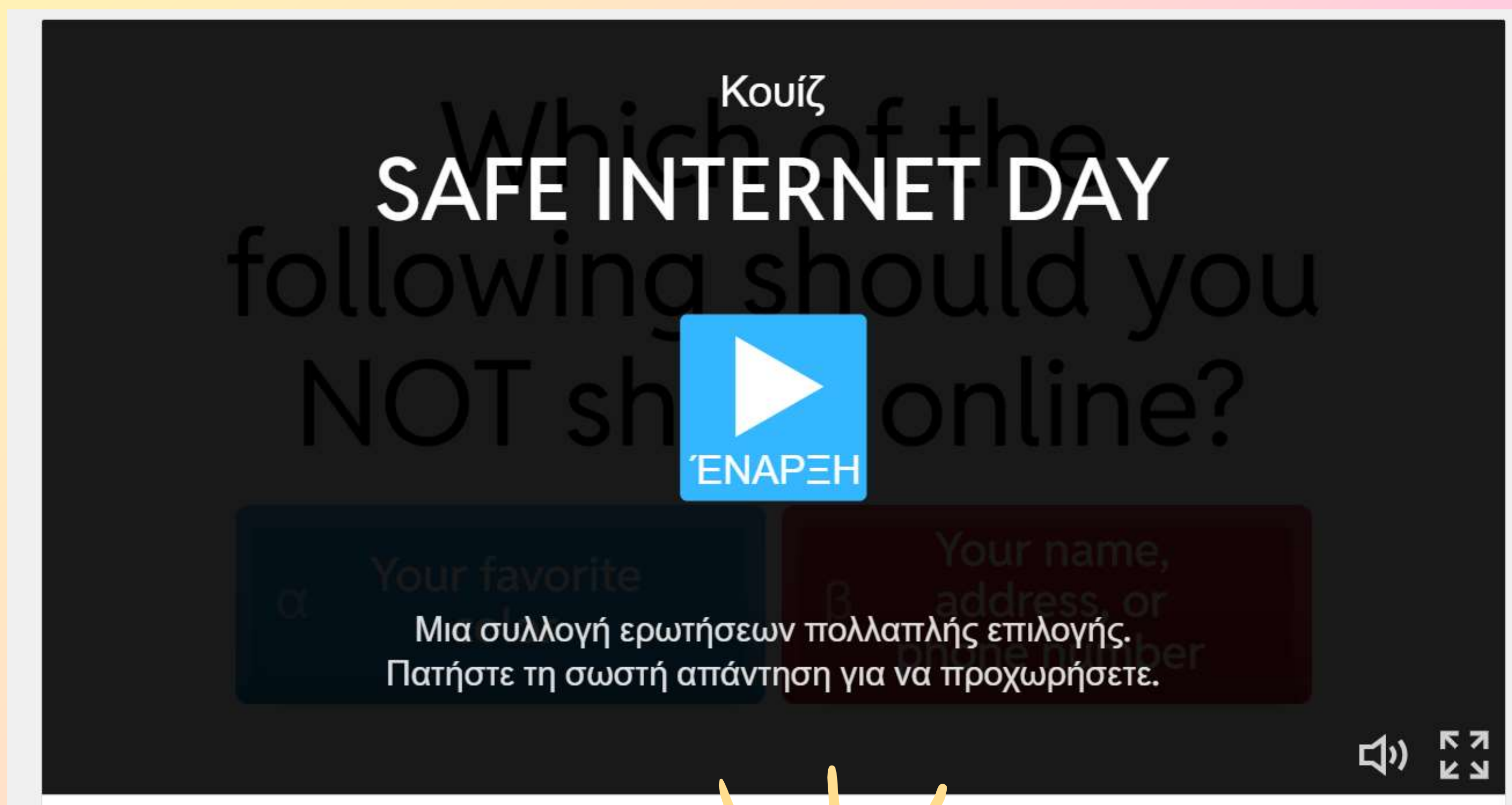


**Let s play..**

**We put together the puzzle pieces  
of the corresponding image for  
Safer Internet Day**



Do you like quizzes?  
Let's play one to see if we  
know to protect our  
identity online.



STAY  
SAFE



# Protect your identity

**Can you color and fill in the comic?  
What do you think is troubling the  
young boy?**







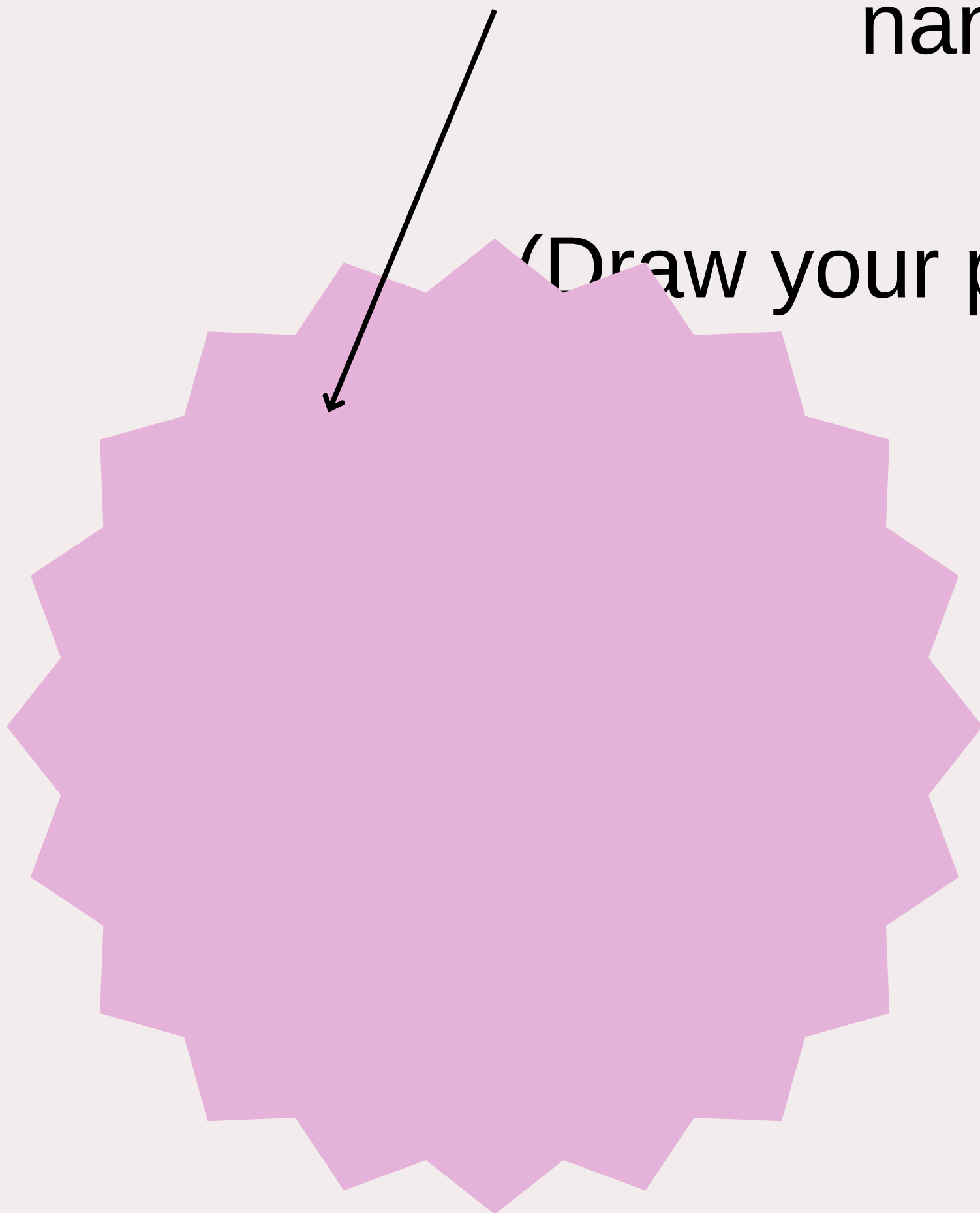
## PROTECT YOUR IDENTITY!

### Draw Your Safe Profile

Hello Dear students!

Draw a picture of your safe online profile. What should it include? (For example: a fun username, a cool avatar, but NO real name, photo, or school name!)

(Draw your profile here :)



<b>Username</b>	
<b>Name</b>	
<b>School</b>	



Hi guys! Let's solve  
the puzzle and find  
the hidden  
expression!



A	B	C	D	E	F	G	H	I	J	K	L	M
2	15	24	7	12	20	5	17	26	9	19	22	4
N	O	P	Q	R	S	T	U	V	W	X	Y	Z
18	21	8	16	3	10	14	25	13	11	6	23	1

7	21	18	14	10	17	2	3	12	23	21	25	3

26	7	12	18	14	26	14	23



## Safe or Unsafe?



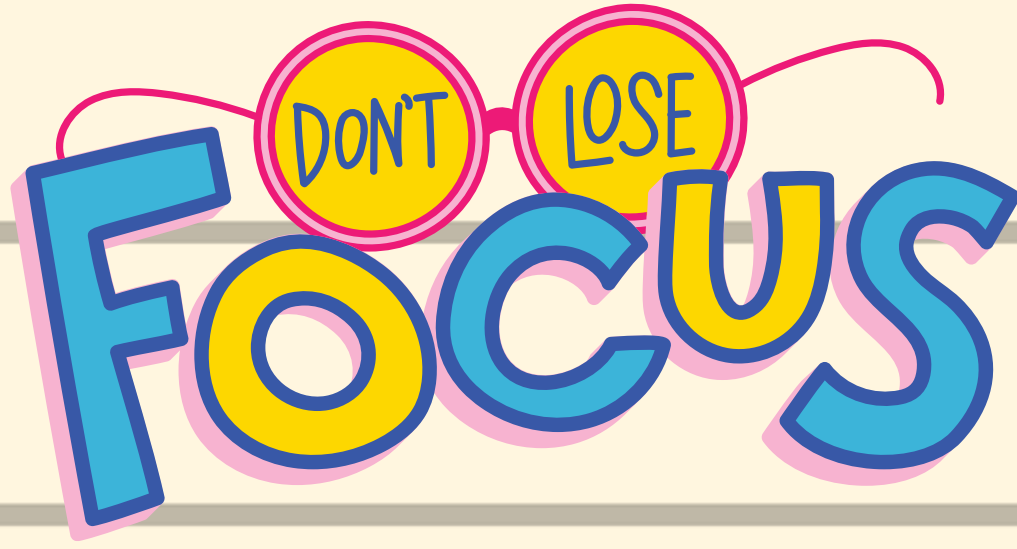
**Read each situation and circle SAFE or UNSAFE.**

1. A new online friend asks for your full name. (SAFE / UNSAFE)
2. You post a picture with your school name in the background. (SAFE / UNSAFE)
3. Someone online asks for your home address. (SAFE / UNSAFE)
4. You tell a trusted adult when a stranger messages you. (SAFE / UNSAFE)
5. You create a username without using your real name. (SAFE / UNSAFE)







IMPORTANT!



Gülçin - Fátima

DON'T






DON'T CLICK ON THE LINKS YOU DON'T TRUST

CAN YOU GET BILGE TO HIS TABLET WITHOUT PASSING THROUGH THE SQUARES SIDE BY SIDE WITH THE CYBER

# WORLD TRAPS?

**YOU CAN DRAW YOUR SOLUTION STEP BY STEP BY DRAWING ARROWS AND REFLEXIVE ARROWS.**





# SAFER INTERNET DAY

**Don't click on the links you don't trust!**

Find the words and write them.

I	N	B	S	H	K	G	Q	B	O	O	K	U	Y	S
L	N	E	N	C	I	L	H	J	G	D	Y	C	S	E
L	K	T	E	B	C	K	R	M	V	E	C	H	R	C
E	Z	P	V	W	I	C	D	S	P	E	N	P	O	U
G	B	E	X	I	P	K	E	W	R	J	A	H	L	R
A	O	B	H	O	R	O	P	A	D	V	B	F	J	I
L	Y	J	X	T	J	U	B	A	G	M	H	T	C	T
P	F	O	R	E	A	K	S	C	O	W	V	G	X	Y
R	W	F	K	B	Q	S	J	D	E	U	F	W	Y	T
A	S	R	M	O	I	X	U	H	C	W	Y	I	J	H
C	S	F	A	K	E	A	P	P	A	O	K	H	B	R
T	J	L	M	K	K	W	X	G	S	C	N	S	X	E
I	X	E	F	R	A	U	D	N	K	S	K	N	F	A
C	Y	R	S	P	B	U	F	J	O	R	Y	E	Q	D
E	N	T	R	U	S	T	E	D	W	G	N	B	R	J

FAKE APP

HACKER

ILLEGAL PRACTICE

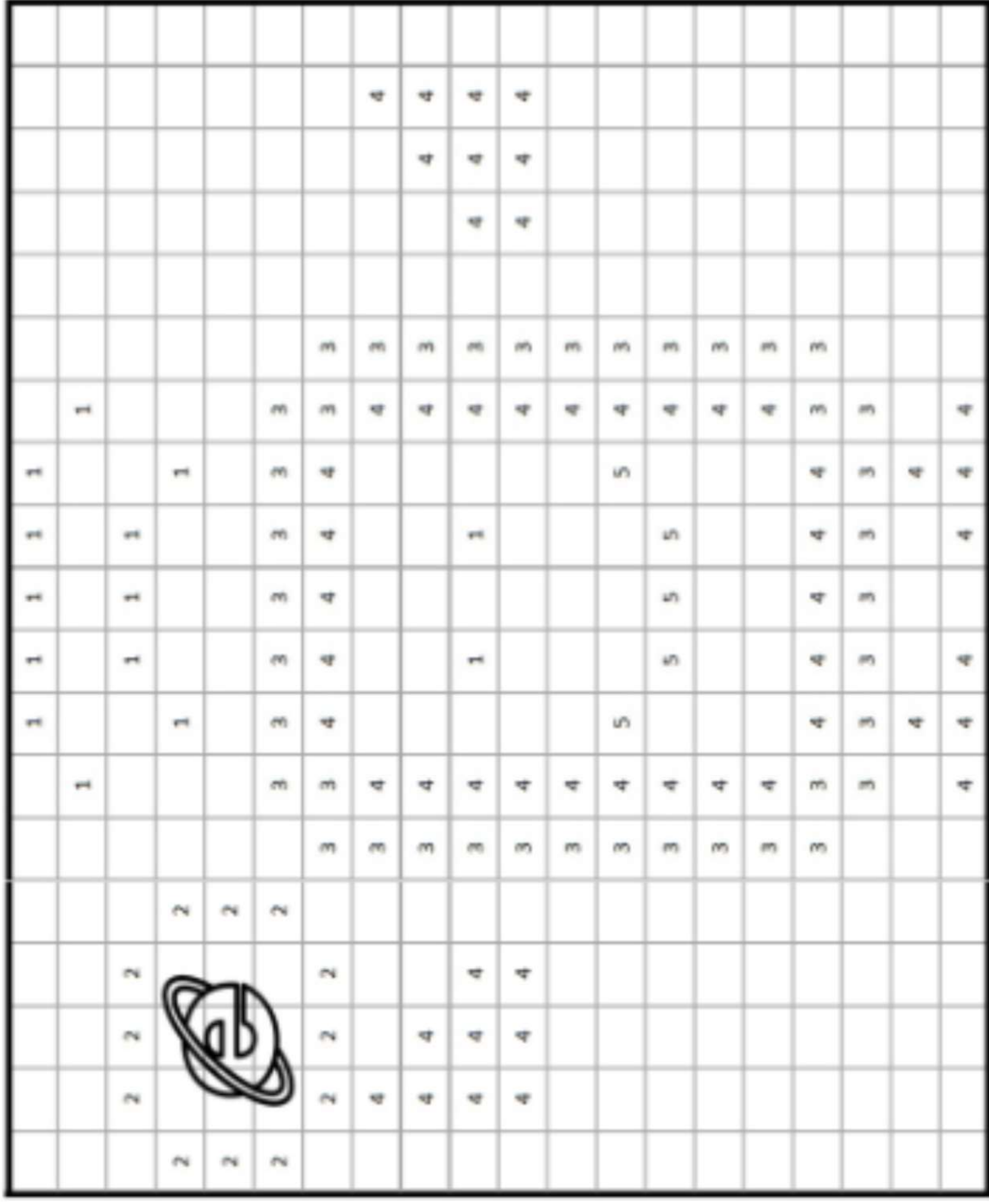
FRAUD

VIRUS



SECURITY THREAT



DON'T CLICK ON THE LINKS YOU DON'T TRUST







Draw a line from the picture to the person you should ask before clicking a link!

Bir bağlantıya tıklamadan önce sormanız gereken kişiye resimden bir çizgi çizin!

Σχεδιάστε μια γραμμή από την εικόνα στο άτομο που πρέπει να ρωτήσετε πριν κάνετε κλικ σε έναν σύνδεσμο!

Narysuj linię od obrazka do osoby, którą powinieneś zapytać przed kliknięciem linku!

Desenha uma linha da imagem até à pessoa a quem debes perguntar antes de clicar num link!

Who Should You Ask?  
Kime Sormalısınız?  
Ποιον πρέπει να ρωτήσετε!  
Kogo powinieneś zapytać?  
A quem debes perguntar?




Teacher/Öğretmen/δάσκαλος/nauczyciel/  
professor



Parents/Ebeveynler/Γονείς/Rodzice/  
Pais



Grandparents/  
Büyükanne ve büyükbaba/  
Παππούς και γιαγιά/  
Dziadkowie/Avós



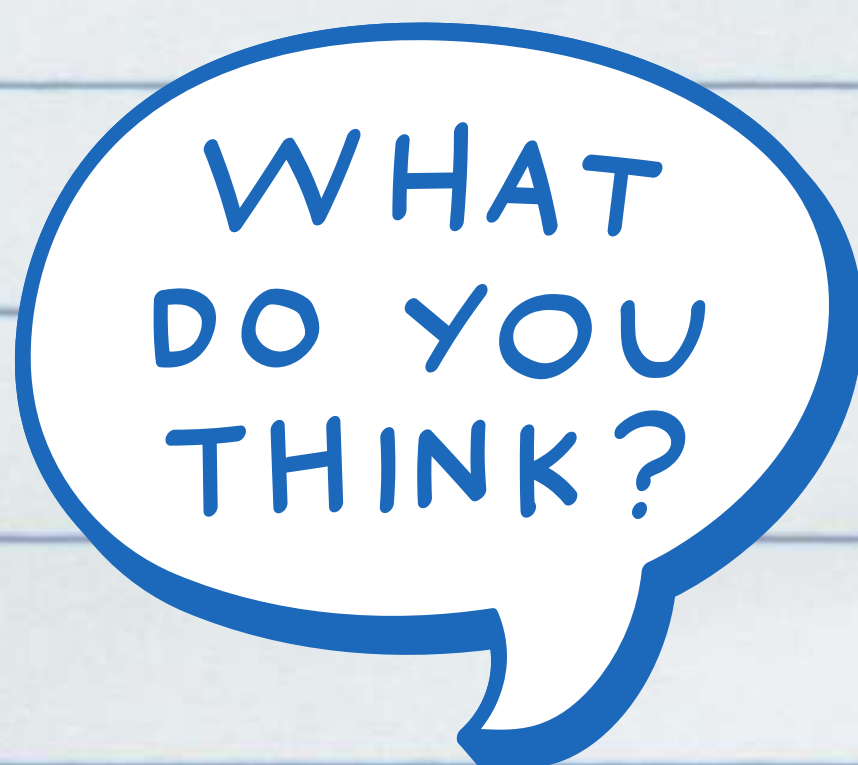
A stranger on the internet/  
İnternetteki bir yabancı/  
Ένας άγνωστος στο διαδίκτυο/  
Obcy w internecie/  
Um estranho na internet





Let's sing a song!

Sing this song to the tune of "Twinkle, Twinkle, Little Star":



**“Stop, Think, Ask!”**

**Stop, think, ask before you click,  
Strange links may be a tricky trick!**

**Tell a grown-up, don't be shy,**

**Stay safe when  
you're online!**



# TALK YOUR PARENTS AND TEACHERS



&







Hello,  
For a safe internet, you should always talk  
to your parents and teacher about what  
sites you surf, what you learn and who  
you talk to.




Hello,  
Some information on the internet is not for  
children. If someone or something makes you  
feel uncomfortable or worried, or if someone  
you know is being bullied online, you should  
tell your parents or an adult you trust.






The student, who wants to be a safe internet user, tells his teacher about the problem he encountered. Let's color the picture and let's be careful too.

My teacher, the person I play games with on the internet asked me for my password and told me not to tell anyone.



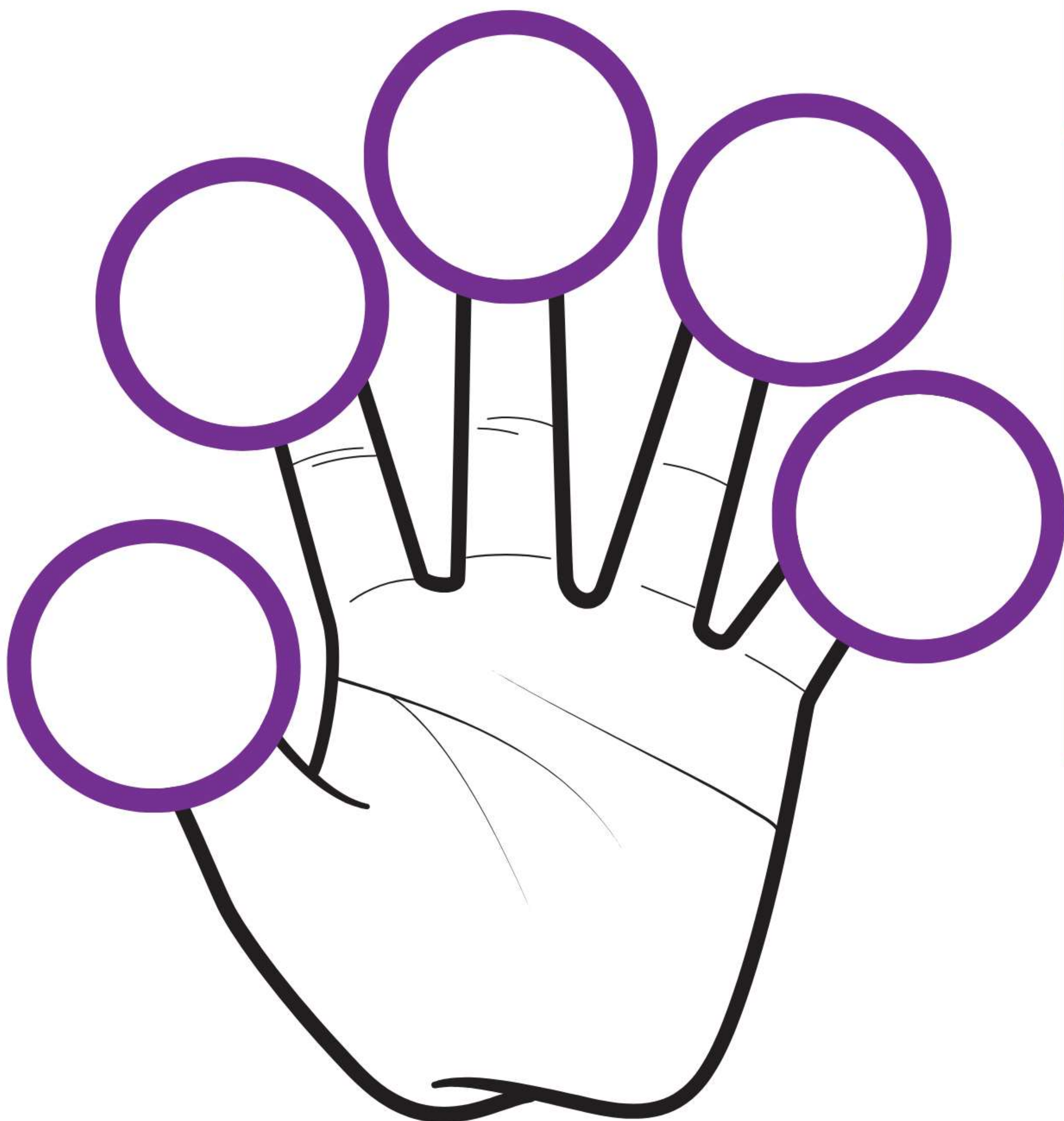
Solve the labyrinth puzzle to help the child get to his family.









**Write down five people you can trust.**













# CONTROL YOUR SCREEN TIME

**ALEKSANDRA**



**ELIF**





# CONTROL YOUR SCREEN TIME

**TAKE CARE OF  
SOCIAL  
RELATIONSHIPS**

**STAY  
PHYSICALLY ACTIVE**

**WORK ON  
YOUR  
FOCUS**

**STAY  
HEALTHY**

**REMEMBER TO  
RELAX**





If you've overdone it with  
screen time, take a coupon for  
any activity with you




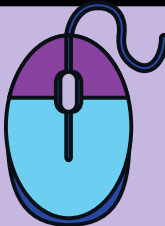



**COUPON**















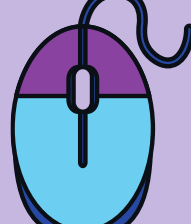



# DECODE THE HIDDEN SENTENCE

C		O		Y		U		R	
L		E		T		S		N	
M		I							




BEING IN FRONT OF A SCREEN  
FOR LONG PERIODS OF TIME CAN  
LEAD TO AN INCREASED RISK OF  
DEPRESSION, ANXIETY, AND  
OTHER HEALTH PROBLEMS





# CONTROL YOUR SCREEN TIME!

**YOU'VE SPENT TOO MUCH TIME IN FRONT OF THE  
MONITOR. BE SURE TO TAKE A WALK.**





A decorative border surrounds the text, featuring cartoon children and colorful balloons. The children are depicted in various poses, some holding balloons. The balloons are in shades of pink, green, blue, yellow, and orange. The background of the border is a light, textured pattern.


## Suggestions for Controlling Time:

- ✓ **With a screen time limit:** Regular use by allocating a certain amount of time daily.
- ✓ **Apply the 20-20-20 rule:** Distance yourself from the screen for 20 seconds every 20 minutes and look 20 meters away.
- ✓ **Take digital breaks:** Create screen-free time slots during the day.
- ✓ **Take time for the real world:** Traditional activities and face-to-face communication are more valuable than the internet.

**Remember.!**

**the internet should make our lives easier, not consume our time! Manage your time for safe and secure use!**






**You should control your screen time. Being in front of the screen for a long time is harmful to your health.**

**PUT THE FOLLOWING SCREEN USAGE HABITS**

**INTO THE CORRECT STATEMENTS  
INTO THE INCORRECT STATEMENTS**



- ☐ **Using your phone for long periods of time before going to bed can make it easier to fall asleep.**
- ☐ **Playing outside is a good way to spend time without screens.**
- ☐ **Taking your eyes away from the screen every 20 minutes is good for your eye health.**
- ☐ **Eating with a tablet or phone is a healthy habit.**



Ezgi loves reading books. In her free time, books are always her priority. She knows that spending long hours with a tablet will harm her health. That's why she thinks she is happier and healthier with books in a screen-free life.



**Let's solve the codes below, find the screenless activities, match the names and pictures**

A	B	C	D	E	F	G	H	I	J
1	2	3	4	5	6	7	8	9	10
K	L	M	N	O	P	Q	R	S	T
11	12	13	14	15	16	17	18	19	20
U	V	W	X	Y	Z				
21	22	23	24	25	26				


1) 19.....23.....9.....13.....13.....9.....14.....7.....

2) 3.....8.....5.....9.....9.....

3) 6.....15.....15.....20.....2.....1.....12.....12.....



( )



( )



( )



**Your time is up. You should close your laptop and do your homework.**



**Keep your screen time short. Instead of using your phone or tablet, spend your time with more fun activities. For example, what do you like to do? Draw your 3 favorite activities in the box below.**